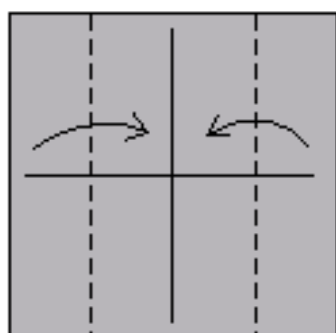



# Simple Ladybug by Marc Kirschenbaum (NY)

©1996

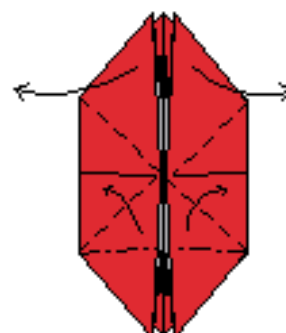
Low Intermediate  
A 6" square makes a 3" model



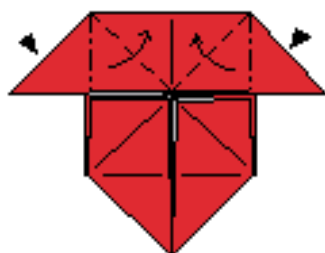
1. Valley sides to center.



2. Reverse fold the four corners.



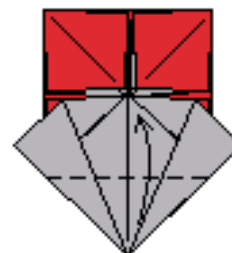
3. Spread out the top. Swivel up the flaps at the bottom.



4. Squash fold the top flaps.



5. Valley the single layers outwards.



6. Valley up.



7. Valley down.



8. Swing down.



9. Fold back up while folding in the sides.